

# / Rayonnage - Etagères /

Cliquez et téléchargez  
toutes les fiches techniques  
de la gamme !



**Accédez à la page souhaitée en 1 clic !**

Rayonnage de stockage aluminium P. 120 à 123  
Economiseur de place sur rail P. 124  
Etagères murales pleines P. 125  
Etagères murales à claires P. 125  
Etagères murales sur crémaillères P. 126

Etagères murales pour bacs gastros P. 127  
Rayonnage tout inox barreadé P. 127  
Kit de rayonnage Optimo P. 127  
Rayonnage tout inox P. 128



## / RAYONNAGE DE STOCKAGE /

### AVEC STRUCTURE ALUMINIUM ET CLAYETTES THERMO-PLASTIQUE

- Particulièrement indiqué pour le stockage des produits alimentaires dans les chambres froides
- Hauteur standard : 1700 mm (autres hauteurs possibles 1550 et 2000 mm)
- 3 profondeurs : 375, 450 et 600 mm, chacune disponible en 3, 4 ou 5 niveaux
- Clayettes : amovibles en polyéthylène, à haute résistance et certifié atoxique. Inattaquables par les acides de base, exempt de bactéries, entièrement démontables, lavables et stérilisables selon les normes HACCP
- Structure portante en profilé aluminium à haute résistance et anodisé à 20 microns
- Toutes configurations possibles (grandes longueurs, angle, sur roulettes...).
- Rayonnage mobile sur rail (nous consulter)

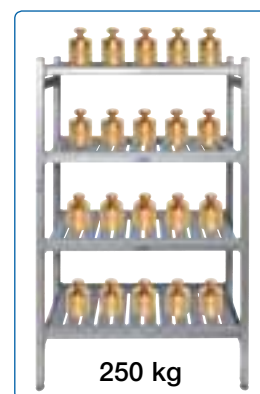
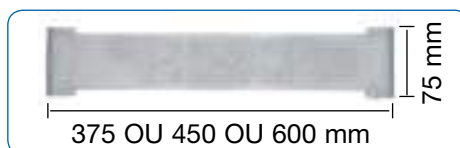


**Grande robustesse : 250 kg maxi répartis par niveau (en linéaire)**

**Boulonnerie entièrement en acier inoxydable**  
**Nos rayonnages résistent à des températures de -25°C à +90°C**  
**(clayettes lavables en lave-vaisselle)**



**ÉCONOMISEUR DE PLACE PAR RAIL AU SOL**  
**VOIR PAGE 124**



### ETAPES DE MONTAGE



**Montage rapide et facile**



### ETAPES DE MONTAGE EN ANGLE



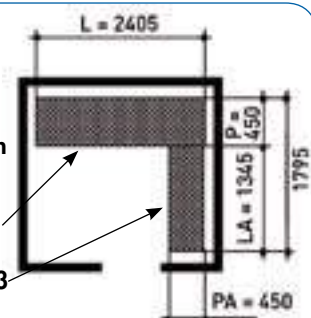
**Réalisable en 4 gestes simples grâce au kit spécial**



Exemple de références pour une configuration en angle :

réf. KT4424

réf. KTA4413





## / ECHELLES SEULES /



- Epaisseur du profilé aluminium : 35 mm
- Espace inter-niveaux : trous d'accrochage tous les 150 mm
- A monter soi-même

| Désignation                      | Hauteur mm        | PROF. 375 mm |         | PROF. 450 mm |         | PROF. 600 mm |         |
|----------------------------------|-------------------|--------------|---------|--------------|---------|--------------|---------|
|                                  |                   | Kg           | Réf.    | Kg           | Réf.    | Kg           | Réf.    |
| SUR VÉRINS                       | 1550              | 3.2          | KTE315  | 3.3          | KTE415  | 3.2          | KTE615  |
|                                  | 1700 (standard)   | 3.4          | KTE317  | 3.6          | KTE417  | 3.4          | KTE617  |
|                                  | 2000              | 4            | KTE320  | 4            | KTE420  | 7.2          | KTE620  |
| SUR ROULETTES<br>CHAPE POLYAMIDE | 1840 (1700 + 140) | 4            | KTE317R | 4.7          | KTE417R | 6.2          | KTE617R |

KTE417

## / ENSEMBLE CLAYETTES PLASTIQUES / sur traverses aluminium



KTC310

| Longueur mm | PROF. 375 mm |        | PROF. 450 mm |        | PROF. 600 mm |        |
|-------------|--------------|--------|--------------|--------|--------------|--------|
|             | Kg           | Réf.   | Kg           | Réf.   | Kg           | Réf.   |
| 475         | 2            | KTC304 | 2.5          | KTC404 | 3            | KTC604 |
| 700         | 2.5          | KTC307 | 2.56         | KTC407 | 3.12         | KTC607 |
| 850         | 2.88         | KTC308 | 3.2          | KTC408 | 3.82         | KTC608 |
| 1000        | 3.45         | KTC310 | 3.83         | KTC410 | 5.52         | KTC610 |
| 1150        | 4.03         | KTC311 | 4.47         | KTC411 | 5.22         | KTC611 |
| 1300        | 4            | KTC313 | 5.12         | KTC413 | 5.92         | KTC613 |
| 1450        | 5.18         | KTC314 | 5.75         | KTC414 | 6.62         | KTC614 |
| 1600        | 5.75         | KTC316 | 6.41         | KTC416 | 7.32         | KTC616 |
| 1750        | 6.33         | KTC317 | 7.05         | KTC417 | 8.02         | KTC617 |
| 1900        | 6.9          | KTC319 | 7.69         | KTC419 | 8            | KTC619 |
| 1975        | 7.19         | KTC320 | 8.02         | KTC420 | 9.07         | KTC620 |

## / TRAVERSE D'ACCROCHAGE / pour étagère (sans crochet)

KTFGL05  
+ KTSPX300

| Longueur mm | Kg   | Réf.    |
|-------------|------|---------|
| 475         | 0.28 | KTFGL05 |
| 700         | 0.4  | KTFGL08 |
| 850         | 0.5  | KTFGL10 |
| 1000        | 0.59 | KTFGL12 |
| 1150        | 0.68 | KTFGL14 |
| 1300        | 0.76 | KTFGL16 |
| 1450        | 0.85 | KTFGL18 |
| 1600        | 0.94 | KTFGL20 |
| 1750        | 1.02 | KTFGL22 |
| 1900        | 1.12 | KTFGL24 |
| 1975        | 1.16 | KTFGL25 |

## / ACCESSOIRES /



KTFA375



KTFEB37



KTFGS37

| Désignation   | PROF. 375 mm | PROF. 450 mm | PROF. 600 mm |
|---|--------------|--------------|--------------|
| Lot de 2 clayettes plastiques (+ 2 crochets) spéciales pour accrochage angulaire  | KTFA375      | KTFA450      | KTFA600      |
| Clayette à barre d'accrochage (sans crochets)   | KTFEB37      | KTFEB45      | KTFEB60      |
| Kit gastro : ensemble de clayettes spéciales pour recevoir des bacs gastros (non fournis) (disponible uniquement en prof. 375 mm) | KTFGS37      |              |              |

### POUR L'ACCROCHAGE :



Petit crochet en thermoplastique, charge 50 kg

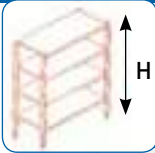
Réf.

KTSPX300



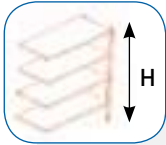
Crochet inox en S (168 x 6)

KTSPX313



# / RAYONNAGE COMPLET H 1700 à niveaux en polyéthylène /

| H 1700<br>Longueur<br>mm | COMPOSITION       | PROFONDEUR 375 mm     |                     |                   | PROFONDEUR 450 mm |                   |                   | PROFONDEUR 600 mm |                   |                   |        |
|--------------------------|-------------------|-----------------------|---------------------|-------------------|-------------------|-------------------|-------------------|-------------------|-------------------|-------------------|--------|
|                          |                   | 3 niveaux<br>Réf.     | 4 niveaux<br>Réf.   | 5 niveaux<br>Réf. | 3 niveaux<br>Réf. | 4 niveaux<br>Réf. | 5 niveaux<br>Réf. | 3 niveaux<br>Réf. | 4 niveaux<br>Réf. | 5 niveaux<br>Réf. |        |
| <b>2 ECHELLES</b>        | 770               | 1 x 700               | KT3307              | KT3407            | KT3507            | KT4307            | KT4407            | KT4507            | KT6307            | KT6407            | KT6507 |
|                          | 920               | 1 x 850               | KT3309              | KT3409            | KT3509            | KT4309            | KT4409            | KT4509            | KT6309            | KT6409            | KT6509 |
|                          | 1070              | 1 x 1000              | KT3310              | KT3410            | KT3510            | KT4310            | KT4410            | KT4510            | KT6310            | KT6410            | KT6510 |
|                          | 1220              | 1 x 1150              | KT3312              | KT3412            | KT3512            | KT4312            | KT4412            | KT4512            | KT6312            | KT6412            | KT6512 |
|                          | 1370              | 1 x 1300              | KT3313              | KT3413            | KT3513            | KT4313            | KT4413            | KT4513            | KT6313            | KT6413            | KT6513 |
|                          | 1520              | 1 x 1450              | KT3315              | KT3415            | KT3515            | KT4315            | KT4415            | KT4515            | KT6315            | KT6415            | KT6515 |
|                          | 1670              | 1 x 1600              | KT3316              | KT3416            | KT3516            | KT4316            | KT4416            | KT4516            | KT6316            | KT6416            | KT6516 |
|                          | 1820              | 1 x 1750              | KT3318              | KT3418            | KT3518            | KT4318            | KT4418            | KT4518            | KT6318            | KT6418            | KT6518 |
|                          | 1970              | 1 x 1900              | KT3319              | KT3419            | KT3519            | KT4319            | KT4419            | KT4519            | KT6319            | KT6419            | KT6519 |
|                          | 2045              | 1 x 1975              | KT3320              | KT3420            | KT3520            | KT4320            | KT4420            | KT4520            | KT6320            | KT6420            | KT6520 |
| <b>3 ECHELLES</b>        | 2105              | 2 x 1000              | KT3321              | KT3421            | KT3521            | KT4321            | KT4421            | KT4521            | KT6321            | KT6421            | KT6521 |
|                          | 2255              | (1x1000) + (1x1150)   | KT3322              | KT3422            | KT3522            | KT4322            | KT4422            | KT4522            | KT6322            | KT6422            | KT6522 |
|                          | 2405              | 2 x 1150              | KT3324              | KT3424            | KT3524            | KT4324            | KT4424            | KT4524            | KT6324            | KT6424            | KT6524 |
|                          | 2555              | (1x1150) + (1x1300)   | KT3325              | KT3425            | KT3525            | KT4325            | KT4425            | KT4525            | KT6325            | KT6425            | KT6525 |
|                          | 2705              | 2 x 1300              | KT3327              | KT3427            | KT3527            | KT4327            | KT4427            | KT4527            | KT6327            | KT6427            | KT6527 |
|                          | 2855              | (1x1300) + (1x1450)   | KT3328              | KT3428            | KT3528            | KT4328            | KT4428            | KT4528            | KT6328            | KT6428            | KT6528 |
|                          | 3005              | 2 x 1450              | KT3330              | KT3430            | KT3530            | KT4330            | KT4430            | KT4530            | KT6330            | KT6430            | KT6530 |
|                          | 3155              | (1x1450) + (1x1600)   | KT3331              | KT3431            | KT3531            | KT4331            | KT4431            | KT4531            | KT6331            | KT6431            | KT6531 |
|                          | 3305              | 2 x 1600              | KT3333              | KT3433            | KT3533            | KT4333            | KT4433            | KT4533            | KT6333            | KT6433            | KT6533 |
|                          | 3455              | (1x1600) + (1x1750)   | KT3334              | KT3434            | KT3534            | KT4334            | KT4434            | KT4534            | KT6334            | KT6434            | KT6534 |
|                          | 3605              | 2 x 1750              | KT3336              | KT3436            | KT3536            | KT4336            | KT4436            | KT4536            | KT6336            | KT6436            | KT6536 |
|                          | 3755              | (1x1750) + (1x1900)   | KT3337              | KT3437            | KT3537            | KT4337            | KT4437            | KT4537            | KT6337            | KT6437            | KT6537 |
|                          | 3905              | 2 x 1900              | KT3339              | KT3439            | KT3539            | KT4339            | KT4439            | KT4539            | KT6339            | KT6439            | KT6539 |
|                          | 4055              | 2 x 1975              | KT3340              | KT3440            | KT3540            | KT4340            | KT4440            | KT4540            | KT6340            | KT6440            | KT6540 |
|                          | <b>4 ECHELLES</b> | 4190                  | (2x1300) + (1x1450) | KT3341            | KT3441            | KT3541            | KT4341            | KT4441            | KT4541            | KT6341            | KT6441 |
| 4340                     |                   | (1x1300) + (2x1450)   | KT3343              | KT3443            | KT3543            | KT4343            | KT4443            | KT4543            | KT6343            | KT6443            | KT6543 |
| 4490                     |                   | 3 x 1450              | KT3344              | KT3444            | KT3544            | KT4344            | KT4444            | KT4544            | KT6344            | KT6444            | KT6544 |
| 4640                     |                   | (2x1450) + (1x1600)   | KT3346              | KT3446            | KT3546            | KT4346            | KT4446            | KT4546            | KT6346            | KT6446            | KT6546 |
| 4790                     |                   | (1x1450) + (2x1600)   | KT3347              | KT3447            | KT3547            | KT4347            | KT4447            | KT4547            | KT6347            | KT6447            | KT6547 |
| 4940                     |                   | 3 x 1600              | KT3349              | KT3449            | KT3549            | KT4349            | KT4449            | KT4549            | KT6349            | KT6449            | KT6549 |
| 5090                     |                   | (2x1600) + (1x1750)   | KT3350              | KT3450            | KT3550            | KT4350            | KT4450            | KT4550            | KT6350            | KT6450            | KT6550 |
| 5240                     |                   | (1x1600) + (2x1750)   | KT3352              | KT3452            | KT3552            | KT4352            | KT4452            | KT4552            | KT6352            | KT6452            | KT6552 |
| 5390                     |                   | 3 x 1750              | KT3353              | KT3453            | KT3553            | KT4353            | KT4453            | KT4553            | KT6353            | KT6453            | KT6553 |
| 5540                     |                   | (2x1750) + (1x1900)   | KT3355              | KT3455            | KT3555            | KT4355            | KT4455            | KT4555            | KT6355            | KT6455            | KT6555 |
| 5690                     |                   | (1x1750) + (2x1900)   | KT3356              | KT3456            | KT3556            | KT4356            | KT4456            | KT4556            | KT6356            | KT6456            | KT6556 |
| 5840                     |                   | 3 x 1900              | KT3358              | KT3458            | KT3558            | KT4358            | KT4458            | KT4558            | KT6358            | KT6458            | KT6558 |
| <b>5 ECHELLES</b>        | 5975              | 4 x 1450              | KT3359              | KT3459            | KT3559            | KT4359            | KT4459            | KT4559            | KT6359            | KT6459            | KT6559 |
|                          | 6125              | (3x1450) + (1x1600)   | KT3361              | KT3461            | KT3561            | KT4361            | KT4461            | KT4561            | KT6361            | KT6461            | KT6561 |
|                          | 6275              | (2x1450) + (2x1600)   | KT3362              | KT3462            | KT3562            | KT4362            | KT4462            | KT4562            | KT6362            | KT6462            | KT6562 |
|                          | 6425              | (1x1450) + (3x1600)   | KT3364              | KT3464            | KT3564            | KT4364            | KT4464            | KT4564            | KT6364            | KT6464            | KT6564 |
|                          | 6575              | 4 x 1600              | KT3365              | KT3465            | KT3565            | KT4365            | KT4465            | KT4565            | KT6365            | KT6465            | KT6565 |
|                          | 6725              | (3x1600) + (1x1750)   | KT3367              | KT3467            | KT3567            | KT4367            | KT4467            | KT4567            | KT6367            | KT6467            | KT6567 |
|                          | 6875              | (2x1600) + (2x1750)   | KT3368              | KT3468            | KT3568            | KT4368            | KT4468            | KT4568            | KT6368            | KT6468            | KT6568 |
|                          | 7025              | (1x1600) + (3x1750)   | KT3370              | KT3470            | KT3570            | KT4370            | KT4470            | KT4570            | KT6370            | KT6470            | KT6570 |
|                          | 7175              | 4 x 1750              | KT3371              | KT3471            | KT3571            | KT4371            | KT4471            | KT4571            | KT6371            | KT6471            | KT6571 |
|                          | 7325              | (3x1750) + (1x1900)   | KT3373              | KT3473            | KT3573            | KT4373            | KT4473            | KT4573            | KT6373            | KT6473            | KT6573 |
|                          | 7475              | (2x1750) + (2x1900)   | KT3374              | KT3474            | KT3574            | KT4374            | KT4474            | KT4574            | KT6374            | KT6474            | KT6574 |
|                          | 7625              | (1x1750) + (3 x 1900) | KT3376              | KT3476            | KT3576            | KT4376            | KT4476            | KT4576            | KT6376            | KT6476            | KT6576 |
|                          | 7775              | 4 x 1900              | KT3377              | KT3477            | KT3577            | KT4377            | KT4477            | KT4577            | KT6377            | KT6477            | KT6577 |
| <b>6 ECHELLES</b>        | 8060              | (1x1450) + (4x1600)   | KT3380              | KT3480            | KT3580            | KT4380            | KT4480            | KT4580            | KT6380            | KT6480            | KT6580 |
|                          | 8210              | 5 x 1600              | KT3382              | KT3482            | KT3582            | KT4382            | KT4482            | KT4582            | KT6382            | KT6482            | KT6582 |
|                          | 8360              | (4x1600) + (1x1750)   | KT3383              | KT3483            | KT3583            | KT4383            | KT4483            | KT4583            | KT6383            | KT6483            | KT6583 |
|                          | 8510              | (3x1600) + (2x1750)   | KT3385              | KT3485            | KT3585            | KT4385            | KT4485            | KT4585            | KT6385            | KT6485            | KT6585 |
|                          | 8660              | (2x1600) + (3x1750)   | KT3386              | KT3486            | KT3586            | KT4386            | KT4486            | KT4586            | KT6386            | KT6486            | KT6586 |
|                          | 8810              | (1x1600) + (4x1750)   | KT3388              | KT3488            | KT3588            | KT4388            | KT4488            | KT4588            | KT6388            | KT6488            | KT6588 |
|                          | 8960              | 5 x 1750              | KT3389              | KT3489            | KT3589            | KT4389            | KT4489            | KT4589            | KT6389            | KT6489            | KT6589 |
|                          | 9110              | (4x1750) + (1x1900)   | KT3391              | KT3491            | KT3591            | KT4391            | KT4491            | KT4591            | KT6391            | KT6491            | KT6591 |
|                          | 9260              | (3x1750) + (2x1900)   | KT3392              | KT3492            | KT3592            | KT4392            | KT4492            | KT4592            | KT6392            | KT6492            | KT6592 |
|                          | 9410              | (2x1750) + (3x1900)   | KT3394              | KT3494            | KT3594            | KT4394            | KT4494            | KT4594            | KT6394            | KT6494            | KT6594 |
|                          | 9560              | (1x1750) + (4x1900)   | KT3395              | KT3495            | KT3595            | KT4395            | KT4495            | KT4595            | KT6395            | KT6495            | KT6595 |
|                          | 9710              | 5 x 1900              | KT3397              | KT3497            | KT3597            | KT4397            | KT4497            | KT4597            | KT6397            | KT6497            | KT6597 |



**/ RAYONNAGE COMPLET D'ANGLE H 1700 à niveaux en polyéthylène /**

| H 1700<br>Longueur<br>mm | COMPOSITION           | PROFONDEUR 375 mm   |                   |                   | PROFONDEUR 450 mm |                   |                   | PROFONDEUR 600 mm |                   |                   |         |
|--------------------------|-----------------------|---------------------|-------------------|-------------------|-------------------|-------------------|-------------------|-------------------|-------------------|-------------------|---------|
|                          |                       | 3 niveaux<br>Réf.   | 4 niveaux<br>Réf. | 5 niveaux<br>Réf. | 3 niveaux<br>Réf. | 4 niveaux<br>Réf. | 5 niveaux<br>Réf. | 3 niveaux<br>Réf. | 4 niveaux<br>Réf. | 5 niveaux<br>Réf. |         |
| 1 ECHELLE *              | 745                   | 1 x 700             | KTA3307           | KTA3407           | KTA3507           | KTA4307           | KTA4407           | KTA4507           | KTA6307           | KTA6407           | KTA6507 |
|                          | 895                   | 1 x 850             | KTA3309           | KTA3409           | KTA3509           | KTA4309           | KTA4409           | KTA4509           | KTA6309           | KTA6409           | KTA6509 |
|                          | 1045                  | 1 x 1000            | KTA3310           | KTA3410           | KTA3510           | KTA4310           | KTA4410           | KTA4510           | KTA6310           | KTA6410           | KTA6510 |
|                          | 1195                  | 1 x 1150            | KTA3311           | KTA3411           | KTA3511           | KTA4311           | KTA4411           | KTA4511           | KTA6311           | KTA6411           | KTA6511 |
|                          | 1345                  | 1 x 1300            | KTA3313           | KTA3413           | KTA3513           | KTA4313           | KTA4413           | KTA4513           | KTA6313           | KTA6413           | KTA6513 |
|                          | 1495                  | 1 x 1450            | KTA3314           | KTA3414           | KTA3514           | KTA4314           | KTA4414           | KTA4514           | KTA6314           | KTA6414           | KTA6514 |
|                          | 1645                  | 1 x 1600            | KTA3316           | KTA3416           | KTA3516           | KTA4316           | KTA4416           | KTA4516           | KTA6316           | KTA6416           | KTA6516 |
|                          | 1795                  | 1 x 1750            | KTA3317           | KTA3417           | KTA3517           | KTA4317           | KTA4417           | KTA4517           | KTA6317           | KTA6417           | KTA6517 |
|                          | 1945                  | 1 x 1900            | KTA3319           | KTA3419           | KTA3519           | KTA4319           | KTA4419           | KTA4519           | KTA6319           | KTA6419           | KTA6519 |
| 2020                     | 1 x 1975              | KTA3320             | KTA3420           | KTA3520           | KTA4320           | KTA4420           | KTA4520           | KTA6320           | KTA6420           | KTA6520           |         |
| 2 ECHELLES *             | 2080                  | 2 x 1000            | KTA3321           | KTA3421           | KTA3521           | KTA4321           | KTA4421           | KTA4521           | KTA6321           | KTA6421           | KTA6521 |
|                          | 2230                  | (1x1000) + (1x1150) | KTA3322           | KTA3422           | KTA3522           | KTA4322           | KTA4422           | KTA4522           | KTA6322           | KTA6422           | KTA6522 |
|                          | 2380                  | 2 x 1150            | KTA3323           | KTA3423           | KTA3523           | KTA4323           | KTA4423           | KTA4523           | KTA6323           | KTA6423           | KTA6523 |
|                          | 2530                  | (1x1150) + (1x1300) | KTA3325           | KTA3425           | KTA3525           | KTA4325           | KTA4425           | KTA4525           | KTA6325           | KTA6425           | KTA6525 |
|                          | 2680                  | 2 x 1300            | KTA3326           | KTA3426           | KTA3526           | KTA4326           | KTA4426           | KTA4526           | KTA6326           | KTA6426           | KTA6526 |
|                          | 2830                  | (1x1300) + (1x1450) | KTA3328           | KTA3428           | KTA3528           | KTA4328           | KTA4428           | KTA4528           | KTA6328           | KTA6428           | KTA6528 |
|                          | 2980                  | 2 x 1450            | KTA3329           | KTA3429           | KTA3529           | KTA4329           | KTA4429           | KTA4529           | KTA6329           | KTA6429           | KTA6529 |
|                          | 3130                  | (1x1450) + (1x1600) | KTA3331           | KTA3431           | KTA3531           | KTA4331           | KTA4431           | KTA4531           | KTA6331           | KTA6431           | KTA6531 |
|                          | 3280                  | 2 x 1600            | KTA3332           | KTA3432           | KTA3532           | KTA4332           | KTA4432           | KTA4532           | KTA6332           | KTA6432           | KTA6532 |
|                          | 3430                  | (1x1600) + (1x1750) | KTA3334           | KTA3434           | KTA3534           | KTA4334           | KTA4434           | KTA4534           | KTA6334           | KTA6434           | KTA6534 |
|                          | 3580                  | 2 x 1750            | KTA3335           | KTA3435           | KTA3535           | KTA4335           | KTA4435           | KTA4535           | KTA6335           | KTA6435           | KTA6535 |
|                          | 3730                  | (1x1750) + (1x1900) | KTA3337           | KTA3437           | KTA3537           | KTA4337           | KTA4437           | KTA4537           | KTA6337           | KTA6437           | KTA6537 |
| 3880                     | 2 x 1900              | KTA3338             | KTA3438           | KTA3538           | KTA4338           | KTA4438           | KTA4538           | KTA6338           | KTA6438           | KTA6538           |         |
| 4030                     | 2 x 1975              | KTA3340             | KTA3440           | KTA3540           | KTA4340           | KTA4440           | KTA4540           | KTA6340           | KTA6440           | KTA6540           |         |
| 3 ECHELLES *             | 4165                  | (2x1300) + (1x1450) | KTA3341           | KTA3441           | KTA3541           | KTA4341           | KTA4441           | KTA4541           | KTA6341           | KTA6441           | KTA6541 |
|                          | 4315                  | (1x1300) + (2x1450) | KTA3343           | KTA3443           | KTA3543           | KTA4343           | KTA4443           | KTA4543           | KTA6343           | KTA6443           | KTA6543 |
|                          | 4465                  | 3 x 1450            | KTA3344           | KTA3444           | KTA3544           | KTA4344           | KTA4444           | KTA4544           | KTA6344           | KTA6444           | KTA6544 |
|                          | 4615                  | (2x1450) + (1x1600) | KTA3346           | KTA3446           | KTA3546           | KTA4346           | KTA4446           | KTA4546           | KTA6346           | KTA6446           | KTA6546 |
|                          | 4765                  | (1x1450) + (2x1600) | KTA3347           | KTA3447           | KTA3547           | KTA4347           | KTA4447           | KTA4547           | KTA6347           | KTA6447           | KTA6547 |
|                          | 4915                  | 3 x 1600            | KTA3349           | KTA3449           | KTA3549           | KTA4349           | KTA4449           | KTA4549           | KTA6349           | KTA6449           | KTA6549 |
|                          | 5065                  | (2x1600) + (1x1750) | KTA3350           | KTA3450           | KTA3550           | KTA4350           | KTA4450           | KTA4550           | KTA6350           | KTA6450           | KTA6550 |
|                          | 5215                  | (1x1600) + (2x1750) | KTA3352           | KTA3452           | KTA3552           | KTA4352           | KTA4452           | KTA4552           | KTA6352           | KTA6452           | KTA6552 |
|                          | 5365                  | 3 x 1750            | KTA3353           | KTA3453           | KTA3553           | KTA4353           | KTA4453           | KTA4553           | KTA6353           | KTA6453           | KTA6553 |
|                          | 5515                  | (2x1750) + (1x1900) | KTA3355           | KTA3455           | KTA3555           | KTA4355           | KTA4455           | KTA4555           | KTA6355           | KTA6455           | KTA6555 |
| 5665                     | (1x1750) + (2x1900)   | KTA3356             | KTA3456           | KTA3556           | KTA4356           | KTA4456           | KTA4556           | KTA6356           | KTA6456           | KTA6556           |         |
| 5815                     | 3 x 1900              | KTA3358             | KTA3458           | KTA3558           | KTA4358           | KTA4458           | KTA4558           | KTA6358           | KTA6458           | KTA6558           |         |
| 4 ECHELLES *             | 5950                  | 4 x 1450            | KTA3359           | KTA3459           | KTA3559           | KTA4359           | KTA4459           | KTA4559           | KTA6359           | KTA6459           | KTA6559 |
|                          | 6100                  | (3x1450) + (1x1600) | KTA3361           | KTA3461           | KTA3561           | KTA4361           | KTA4461           | KTA4561           | KTA6361           | KTA6461           | KTA6561 |
|                          | 6250                  | (2x1450) + (2x1600) | KTA3362           | KTA3462           | KTA3562           | KTA4362           | KTA4462           | KTA4562           | KTA6362           | KTA6462           | KTA6562 |
|                          | 6400                  | (1x1450) + (3x1600) | KTA3364           | KTA3464           | KTA3564           | KTA4364           | KTA4464           | KTA4564           | KTA6364           | KTA6464           | KTA6564 |
|                          | 6550                  | 4 x 1600            | KTA3365           | KTA3465           | KTA3565           | KTA4365           | KTA4465           | KTA4565           | KTA6365           | KTA6465           | KTA6565 |
|                          | 6700                  | (3x1600) + (1x1750) | KTA3367           | KTA3467           | KTA3567           | KTA4367           | KTA4467           | KTA4567           | KTA6367           | KTA6467           | KTA6567 |
|                          | 6850                  | (2x1600) + (2x1750) | KTA3368           | KTA3468           | KTA3568           | KTA4368           | KTA4468           | KTA4568           | KTA6368           | KTA6468           | KTA6568 |
|                          | 7000                  | (1x1600) + (3x1750) | KTA3370           | KTA3470           | KTA3570           | KTA4370           | KTA4470           | KTA4570           | KTA6370           | KTA6470           | KTA6570 |
|                          | 7150                  | 4 x 1750            | KTA3371           | KTA3471           | KTA3571           | KTA4371           | KTA4471           | KTA4571           | KTA6371           | KTA6471           | KTA6571 |
|                          | 7300                  | (3x1750) + (1x1900) | KTA3373           | KTA3473           | KTA3573           | KTA4373           | KTA4473           | KTA4573           | KTA6373           | KTA6473           | KTA6573 |
|                          | 7450                  | (2x1750) + (2x1900) | KTA3374           | KTA3474           | KTA3574           | KTA4374           | KTA4474           | KTA4574           | KTA6374           | KTA6474           | KTA6574 |
| 7600                     | (1x1750) + (3 x 1900) | KTA3376             | KTA3476           | KTA3576           | KTA4376           | KTA4476           | KTA4576           | KTA6376           | KTA6476           | KTA6576           |         |
| 7750                     | 4 x 1900              | KTA3377             | KTA3477           | KTA3577           | KTA4377           | KTA4477           | KTA4577           | KTA6377           | KTA6477           | KTA6577           |         |
| 5 ECHELLES *             | 8035                  | (1x1450) + (4x1600) | KTA3380           | KTA3480           | KTA3580           | KTA4380           | KTA4480           | KTA4580           | KTA6380           | KTA6480           | KTA6580 |
|                          | 8185                  | 5 x 1600            | KTA3381           | KTA3481           | KTA3581           | KTA4381           | KTA4481           | KTA4581           | KTA6381           | KTA6481           | KTA6581 |
|                          | 8335                  | (4x1600) + (1x1750) | KTA3383           | KTA3483           | KTA3583           | KTA4383           | KTA4483           | KTA4583           | KTA6383           | KTA6483           | KTA6583 |
|                          | 8485                  | (3x1600) + (2x1750) | KTA3384           | KTA3484           | KTA3584           | KTA4384           | KTA4484           | KTA4584           | KTA6384           | KTA6484           | KTA6584 |
|                          | 8635                  | (2x1600) + (3x1750) | KTA3386           | KTA3486           | KTA3586           | KTA4386           | KTA4486           | KTA4586           | KTA6386           | KTA6486           | KTA6586 |
|                          | 8785                  | (1x1600) + (4x1750) | KTA3387           | KTA3487           | KTA3587           | KTA4387           | KTA4487           | KTA4587           | KTA6387           | KTA6487           | KTA6587 |
|                          | 8935                  | 5 x 1750            | KTA3389           | KTA3489           | KTA3589           | KTA4389           | KTA4489           | KTA4589           | KTA6389           | KTA6489           | KTA6589 |
|                          | 9085                  | (4x1750) + (1x1900) | KTA3390           | KTA3490           | KTA3590           | KTA4390           | KTA4490           | KTA4590           | KTA6390           | KTA6490           | KTA6590 |
|                          | 9235                  | (3x1750) + (2x1900) | KTA3392           | KTA3492           | KTA3592           | KTA4392           | KTA4492           | KTA4592           | KTA6392           | KTA6492           | KTA6592 |
|                          | 9385                  | (2x1750) + (3x1900) | KTA3393           | KTA3493           | KTA3593           | KTA4393           | KTA4493           | KTA4593           | KTA6393           | KTA6493           | KTA6593 |
|                          | 9535                  | (1x1750) + (4x1900) | KTA3395           | KTA3495           | KTA3595           | KTA4395           | KTA4495           | KTA4595           | KTA6395           | KTA6495           | KTA6595 |
|                          | 9685                  | 5 x 1900            | KTA3396           | KTA3496           | KTA3596           | KTA4396           | KTA4496           | KTA4596           | KTA6396           | KTA6496           | KTA6596 |

\* + supports d'angle

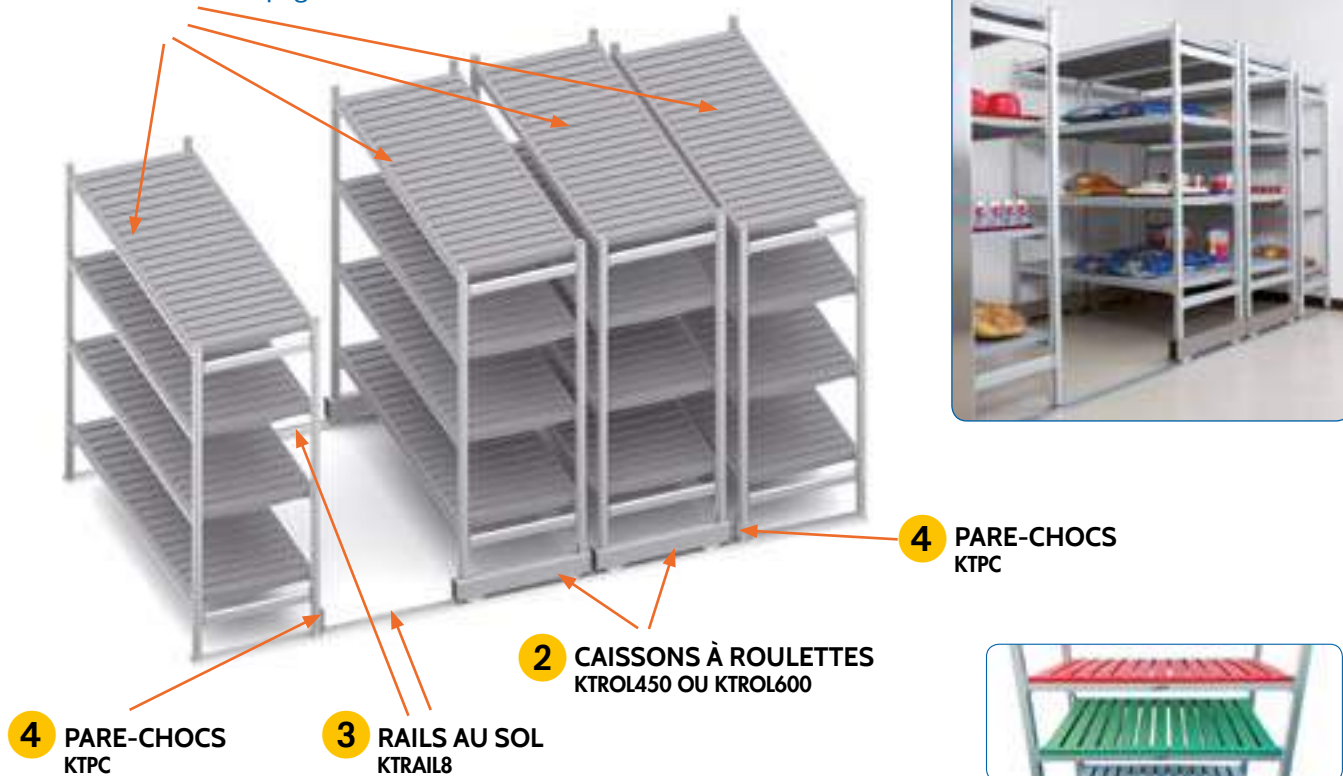


## / ECONOMISEUR DE PLACE PAR RAIL AU SOL pour rayonnage standard /

*Optimisez au maximum votre espace disponible !*

*Grâce au système de rayonnage sur rail au sol, vous augmentez votre espace de stockage par rapport à des rayonnages fixes sur pieds.*

- 1 RAYONNAGE STANDARD**  
à choisir dans les [pages 121 et 122](#)



- 4 PARE-CHOCS**  
KTPC

- 3 RAILS AU SOL**  
KTRAIL8

- 2 CAISSONS À ROULETTES**  
KTROL450 OU KTROL600

- 4 PARE-CHOCS**  
KTPC

*Clayettes de couleur - Nous consulter*

### ETAPE PAR ETAPE

- 1** Choisissez votre rayonnage standard (prof 450 mm ou 600 mm) en [page 121 et/ou 122](#)  
(attention : l'économiseur de place n'est pas disponible en prof 375mm)

- 2** Choisissez le nombre de caissons à roulettes nécessaires, à installer sur les échelles en lieu et place des vérins (qu'il aura fallu préalablement démonter) :




| Désignation                                  | Kg  | Réf.            |
|--|-----|-----------------|
| Caisson à roulettes pour échelle prof 450 mm | 3.2 | <b>KTROL450</b> |
| Caisson à roulettes pour échelle prof 600 mm | 3.8 | <b>KTROL600</b> |

- 3** Choisissez le nombre de rails nécessaire par rapport à votre espace disponible :



| Désignation   | Réf.           |
|---|----------------|
| Lot de 2 barres de rail au sol, 8 m (4 + 4)<br>(lot de 2 rails de 4 mètres) | <b>KTRAIL8</b> |

- 4** Intallez sur le rayonnage qui reste sur pieds deux pare-chocs :



| Désignation  | Réf.        |
|--|-------------|
| Lot de 2 pare-chocs caoutchouc à fixer sur échelle | <b>KTPC</b> |